



Towards a More Sustainable Blue Mountains
2008-2009 Management Plan

Quarterly Report
MANAGEMENT PLAN
October to December 2008



CONTENTS

Summary	3
PROJECT REPORTS	
Providing Good Government	5
Looking After Environment	6
Looking After People	8
Using Land for Living	10
Moving Around	12
Working and Learning	15
BUDGET REPORTS	
Budget Report by Responsible Accounting Officer	16
Explanations of Budget Review Document	21
2008/2009 December Budget Review - Summary	22
2008/2009 December Budget Review - Annual Budget Comparison to Actuals	23
2008/2009 December Budget Review - Budget Forecast	24
2008/2009 December Budget Review - Statement of Financial Performance	27
2008/2009 December Budget Review - Group Report	28
Details of Movements and Utilisation of Restricted Assets	29

SUMMARY

The 2008-2009 Management Plan describes the Council's strategic focus over the next four years and provides information about how that strategic intent will translate into action particularly in 2008-2009. This Report provides details on the Council's performance for Quarter 1 of 2008-2009 (July to September 2008).

How is the Council Measuring its Performance?

Community Satisfaction Measures - Making a difference for the community

These measures help us understand if results for the community have been achieved, based on community perceptions of the Council's services as measured by the Community Survey. The 2008-2009 Management Plan contains a number of targets related to the Community Survey. The Council's performance against these targets will be reported annually and will be included as part of the Quarter 4 Report. The 2008-2009 Community Survey will be undertaken in April / May. For more information regarding the survey refer the Council's website at www.bmcc.nsw.gov.au/mediacentre/communitysurvey

Organisational Sustainability Measures - A sustainable Council leading a sustainable community

These measures help us understand whether as an organisation, we are improving our governance, environmental, financial and social performance. The 2008-2009 Management Plan contains a number of targets related to organisational sustainability. The performance against these targets will be reported annually and will be included as part of the Quarter 4 Report. Some of the financial sustainability measures are reported quarterly and are included in the section - 'Budget Report by the Responsible Accounting Officer' - in this enclosure.

Service Delivery Measures - How services are delivered

These measures help us understand whether we have delivered the required services, to what standard and the quality of service delivery. The 2008-2009 Management Plan contains a number targets related to service delivery. The Council's performance against these targets will be reported annually and will be included as part of the Quarter 4 Report.

Project Measures - What activity has been completed

These measures help us understand whether we have completed work we committed to undertaking. Projects and programs are undertaken to improve the services the Council provides to the community. Projects have been classified as follows:

- **Annual projects** - projects that begin and finish within one financial year. The status of each project is provided ie. whether a project is on target or not.
- **Capital Works Projects / Programs** - projects and programs that renew existing built assets or create new built assets. The status of each project is provided ie. whether a project is on target or not as well year-to-date expenditure against budget.
- **Major Projects** (2008-2009 Milestones) - those projects that have a significant capital component and / or have a high political profile and / or require significant financial / staff resources usually over more than one financial year. The status of each project is provided ie. whether a project is on target or not as well year-to-date capital expenditure against budget (where applicable).

Note: Comments on projects that are behind target are provided in the accompanying Management Plan Report for Quarter 1.

Project Summary by Category	Total Number of Projects / Programs	On target	Behind target	Complete	Will not complete	Not Programmed to commence	% On target*
ALL Projects / Programs - by Project Category							
Annual Projects	39	23	10	4	0	2	74%
Environment Levy Program	19	17	2	0	0	0	89%
Capital Works Projects / Programs	61	45	6	10	0	0	90%
Major Projects (2008-2009 Milestones)	11	7	3	1	0	0	73%
TOTAL	130	92	21	15	0	2	84%

Project Summary by Principal Activity	Total Number of Projects / Programs	On target	Behind target	Complete	Will not complete	Not Programmed to commence	% On target*
ALL Projects / Programs - by Principal Activity							
Providing Good Government	16	10	3	2	0	1	81%
Looking After Environment	43	32	8	3	0	0	81%
Looking After People	36	23	6	7	0	0	83%
Using Land for Living	19	15	1	2	0	1	95%
Moving Around	9	6	2	1	0	0	78%
Working and Learning	7	6	1	0	0	0	86%
TOTAL	130	92	21	15	0	2	84%

*Includes projects that are on target, complete and not programmed to commence

Project Summary

Providing Good Government - All Projects	Number	Percentage
Projects on target - OT	10	63%
Projects behind target - BT	3	19%
Projects that are complete - C	2	13%
Projects that will not be completed - WNC	0	0%
Projects not programmed to commence - NPC	1	6%
TOTAL	16	100%

Annual Projects 2008-2009

Service Category	Annual Project 2008-2009	Quarter 2 Status
Asset Planning and Management	Continue development and improvements to the Sustainable Asset Management Plans	BT
Financial Management	Implement strategic review of fees and charges - stage 1	OT
	Complete fair value accounting changes to assets valuations	OT
	Review Long Term Financial model	NPC
	Review the Council's Investment Strategy	OT
Governance	Support Local Government elections	C
	Induct new Councillors	OT
Human Resource Management	Implement Enterprise Risk Management Strategy in accordance with the implementation plan	OT
Information Management	Implement the new Human Resource System modules in accordance with the implementation plan	BT
	Implement e-planning (on-line services) development program	OT
Strategic Planning for the City	Commence High Conservation Value Land Strategy for lands currently covered by Local Environment Plan 1991	BT
	Complete LEP 2005 Spot Rezoning for Lawson Town Centre	C

Capital Works Projects / Programs 2008-2009

Service	Capital Works Project / Program 2008-2009	Quarter 2 Status	Budget*	Capital Expenditure to 31 Dec 2008
Council Buildings, Facilities and Property	Connect Katoomba Kiosk to Sewer Line	OT	\$36,000	\$2,160
	Replace Fire Hydrant, Katoomba Headquarters	OT	\$110,000	\$6,600
	Replace carpet in Katoomba Headquarters, Level 2	OT	\$30,000	\$1,800
Total			\$176,000	\$10,560

*Budgets incorporate carryovers & Quarter 1 budget variations and recommended Quarter 2 budget variations

MAJOR PROJECTS

Service	Major Project - 2008-2009 milestones	Quarter 2 Status
Strategic Planning for the City	Preparation of Comprehensive Local Environment Plan (LEP) - Commence preparation of comprehensive LEP 2005 and 1991, including establishment of an agreed principle LEP framework.	OT

LOOKING AFTER ENVIRONMENT

Project Summary

LOOKING AFTER ENVIRONMENT - All Projects	Number	Percentage
Projects on target - OT	15	63%
Projects behind target - BT	6	25%
Projects that are complete - C	3	13%
Projects that will not be completed - WNC	0	0%
Projects not programmed to commence - NPC	0	0%
TOTAL	24	100%

Annual Projects 2008-2009

Service Category	Annual Project 2008-2009	Quarter 2 Status
Environmental Management	Complete Climate Change Risk Assessment for the City of Blue Mountains	OT
	Implement early child-hood sustainability education at 5 childcare centres	OT
	Complete Sustainability Street Project at Wentworth Falls and Warrimoo	C
	Implement carbon emission off-set initiatives for the Council's operational fleet	OT
	Restoration of upland swamps	OT
	Implement Living Catchment Program targeting Wentworth Falls and Glenbrook Lagoon catchments	BT
	Complete Blue Mountains Sewerage Strategy	C
	Prepare on-site sewerage system controls and review guidelines in the Better Living Development Control Plan	OT
	Prepare grey-water reuse controls and develop guidelines for the Better Living Development Control Plan	OT
	Facilitate State Government rehabilitation of former Leura Gas Works site	OT
Stormwater	Commence Glenbrook-Erskine Flood Study	BT
Waste	Implement Waste to Art Project	OT
	Audit commercial waste to assist with waste minimisation strategies	OT

Capital Works Projects / Programs 2008-2009

Service	Capital Works Project / Program 2008-2009	Quarter 2 Status	Budget*	Capital Expenditure to 30 Sep 2008
Stormwater	Complete drainage works – Great Western Highway Service Rd, Blackheath	OT	\$176,000	\$39,730
	Complete piping – Linksvie Rd, Springwood	OT	\$140,000	\$8,450
	Complete piping – Corner of Hope and Waratah Sts, Katoomba	OT	\$75,000	\$22,317
	Replace pipes and stabilise embankment and replace headwall – Oaklands Rd, Hazelbrook	OT	\$100,000	\$6,000
	Replace pipe - Delungra Pl, Wentworth Falls	BT	\$30,000	\$1,800
	Total		\$521,000	\$78,297

*Budgets incorporate carryovers & Quarter 1 budget variations and recommended Quarter 2 budget variations

MAJOR PROJECTS

Service	Major Project - 2008-2009 milestones	Quarter 2 Status	Budget*	Capital Expenditure to 31 Dec 2008
Environmental Management	Lawson Landfill Remediation - commence site preparation and slope stabilisation	BT	\$300,000	\$232,660
	Blackheath Landfill Remediation - Complete Stage 1 (contingent on availability of fill from Cultural Centre site) <i>Note: It is recommended that the budget for this project be reduced from \$500,000 to \$110,000 as works have been delayed due in the commencement of construction of the of the Cultural Centre. Funds to be restricted for use in 2009-2010.</i>	OT	\$110,000	\$8,935
Waste	Blaxland Waste Management Facility - creek works <i>Project carried over from 2007-2008</i>	C	\$934,596	\$841,737
	Blaxland Waste Management Facility Upgrade - complete the construction of Stage 1 of the new landfill cell at Blaxland Waste Management Facility	OT	na	na
	Blaxland Waste Management Facility Upgrade - commence civil and building works for the entrance upgrade (<i>contingent on the Development Application being approved</i>)	BT	\$200,000	\$151,617
	Katoomba Waste Management Facility Upgrade - commence Katoomba Waste Management Facility including upgrade of resource recovery facilities and construction of waste transfer station	BT	\$6,730,200	\$41,073
		Total	\$8,274,796	\$1,276,022

*Budgets incorporate carryovers and recommended Quarter 1 budget variations

Note: The status of capital works projects that have been carried over from 2007-2008 is based on new targets established for 2008-2009

Environment Levy Program Summary

Environment Levy Projects	Number Percentage	
Projects on target - OT	17	89%
Projects behind target - BT	2	11%
Projects that are complete - C	0	0%
Projects that will not be completed - WNC	0	0%
TOTAL	19	100%

Environment Levy Program of Works 2005 - 2015: Year 4 2008-2009						
No	Levy Program	Project	Total Budget 2008-2009	Actuals & committals at 30 Dec 2008	% spent	Qtr 2 Status
1.0	Aquatic Systems Monitoring / Catchment Health	1.1 Expanded Aquatic Monitoring and Action program (AMAP)	\$59,643	\$29,820	50%	OT
		1.2 Creekline Restoration	\$65,000	\$9,018	14%	BT
		1.3 Sewerage Improvement Scheme	\$74,284	\$37,506	50%	OT
2.0	Stormwater Management	2.1 Stormwater Catchment identification	\$70,000	\$49,998	71%	OT
		2.2 Stormwater Asset Management	\$180,000	\$58,028	32%	OT
3.0	Noxious & Environmental Weed Control	3.1 Urban Weed Control	\$42,448	\$14,682	35%	OT
		3.2 Resident Weed Control Support	\$10,000	\$4,999	50%	OT
		3.3 Bush Regeneration Works	\$55,000	\$23,417	43%	OT
		3.4 Bushcare	\$26,530	\$12,500	47%	OT
4.0	Closure & remediation of former Lawson & Blackheath Waste Management Facilities		\$300,000	\$431	0%	BT
5.0	Bushland Interface	5.1 Habitat Conservation Network	\$20,000	\$5,605	28%	OT
		5.2 Landcare - Stage 2	\$15,000	\$7,495	50%	OT
		5.3 Industry Training	\$5,000	\$2,500	50%	OT
		5.4 Rural Practice improvements	\$20,000	\$9,995	50%	OT
6.0	Bushland Reserve Management	6.1 Walking Track & Lookouts Management	\$120,000	\$41,106	36%	OT
		6.2 Reserve Access Management	\$37,500	\$18,742	50%	OT
		6.3 Degraded Lands Restoration	\$35,000	\$8,512	24%	OT
		6.4 Nature-based Recreation	\$16,000	\$7,727	48%	OT
		6.5 Rehabilitation of Endangered Ecological Communities & significant vegetation	\$60,000	\$37,489	62%	OT
7.0	Restricted Assets	Carry-over of unspent Levy & additional Levy funds due to permissible rate increase; projected costs to be adjusted accordingly	\$92,489	\$46,242	50%	
8.0	Levy Administration & Communication	Project, SLA & financial management; levy reporting; communication and promotion	\$0	\$0		
TOTAL			1,303,894	425,812	33%	

Project Summary

Looking After People - All Projects	Number	Percentage
Projects on target - OT	23	64%
Projects behind target - BT	6	17%
Projects that are complete - C	7	19%
Projects that will not be completed - WNC	0	0%
Projects not programmed to commence - NPC	0	0%
TOTAL	36	100%

Annual Projects 2008-2009

Service Category	Annual Project 2008-2009	Quarter 2 Status
Children and Families	Develop Lawson Family Day Care Playground	BT
Community Development	Support development of a multi-cultural service directory	OT
	Investigate feasibility of Lawson Community Service Hub	OT
	Assist Aboriginal Cultural Resource Centre seeking alternative premises to Clairvaux	OT
Emergency Management	Revise 'Bush Fire Prone Land' map in line with guidelines from the NSW Rural Fire Service	BT
Sport and Recreation	Complete Blackheath Park Plan of Management	BT
	Complete Benoit Park Plan of Management	OT
	Replacement of footbridge and boardwalk along Darwin's Walk, Wentworth Falls	BT

Capital Works Projects / Programs 2008-2009

Service	Capital Works Project / Program 2008-2009	Quarter 2 Status	Budget	Capital Expenditure to 31 Dec 2008
Community Development	Complete Bunya Child Care Centre Drainage	OT	\$40,000	\$2,400
	Implement staged replacement of public hall furniture	C	\$20,000	\$22,552
	Improve disability access to community buildings and facilities	OT	\$20,000	\$336
	Implement Occupational Health and Safety remediation works to Council facilities	OT	\$50,000	\$3,000
	Replace locks and master key systems to the Council's building portfolio, Stage 1	BT	\$30,000	\$0
	6-10 Station St Katoomba Building Works <i>Project carried over from 2007-2008</i>	C	\$1,604	\$0
Emergency Management	Upgrade Emergency Services Centre Essential Services	OT	\$25,000	\$0
	Valley Heights Bushfire Station <i>Project carried over from 2007-2008</i>	OT	\$26,933	\$1,665
Sport and Recreation	Install floodlights, Tom Hunter Oval	OT	\$120,000	\$11,567
	Implement Sports Council Minor Works Program	OT	\$20,000	\$0
	Implement Sport Council Major Projects (dependent on funds raised from sports fees)	OT	\$0	\$0
	Repair and renew Play Equipment – Batman Reserve, Blaxland Oval, Summerhayes Park	OT	\$56,000	\$3,360
	Complete Parks and Sportgrounds Program - play equipment <i>Project carried over from 2007-2008</i>	C	\$26,578	\$43,241

Capital Works Projects / Programs 2008-2009 cont...

Service	Capital Works Project / Program 2008-2009	Quarter 2 Status	Budget*	Capital Expenditure to 31 Dec 2008
Sport and Recreation cont...	Complete Parks and Sportgrounds Program - water bubblers/taps (Medlow Park, Buckland Park), retaining walls (Katoomba Showground), picnic settings/benches (Bulls Camp), signage (Bureau Park), support community volunteer projects	OT	\$30,000	\$15,318
	Complete arborist report and remedial works to Darwins Tree, Wentworth Falls	BT	\$10,000	\$600
	Complete Warrimoo Oval Irrigation	OT	\$118,000	\$7,080
	Install water quality and duck prevention measures at Blackheath Pool	OT	\$80,000	\$12,000
	Complete design for Summerhayes Park carpark	OT	\$20,000	\$0
	Complete renewal of courts at Blaxland Oval (St Johns Rd)	OT	\$50,000	\$11,948
	Install dog off-leash fencing at Bureau Park	C	\$10,000	\$0
	Repair pitch at Peter Carroll Field	C	\$4,000	\$3,690
	Glenbrook Aquatic Centre - Backwash Tank <i>Project carried over from 2007-2008</i>	OT	\$58,083	\$9,110
	Warrimoo Oval - play equipment <i>Project carried over from 2007-2008</i>	OT	\$12,954	\$15,063
	Skate Facility Springwood/Winnmalee Construction <i>Project carried over from 2007-2008</i>	OT	\$195,979	\$11,846
	Peter Carrol Field Leura - Stage 2 <i>Project carried over from 2007-2008</i>	OT	\$44,097	\$9,024
	Parks & Recreation Rubberised Softfall Installation <i>Project carried over from 2007-2008</i>	C	\$30,024	\$31,801
	Warrimoo South Neighbourhood Park <i>Project carried over from 2007-2008</i>	OT	\$24,000	\$0
	Walking Tracks - track signage various <i>Project carried over from 2007-2008</i>	C	\$1,982	\$1,970
	Total		\$1,125,234	\$217,571

*Budgets incorporate carryovers & Quarter 1 budget variations and recommended Quarter 2 budget variations

Note: The status of capital works projects that have been carried over from 2007-2008 is based on new targets established for 2008-2009

Project Summary

Using Land for Living - All Projects	Number	Percentage
Projects on target - OT	15	79%
Projects behind target - BT	1	5%
Projects that are complete - C	2	11%
Projects that will not be completed - WNC	0	0%
Projects not programmed to commence - NPC	1	5%
TOTAL	19	100%

Annual Projects 2008-2009

Service Category	Annual Project 2008-2009	Quarter 2 Status
Burial and Ashes Placement	Commence review of burial practices to achieve economy of space	NPC
Land Use Management	Introduce a pilot heritage advisory service	OT

Capital Works Projects / Programs 2008-2009

Service	Capital Works Project / Program 2008-2009	Quarter 2 Status	Budget*	Capital Expenditure to 31 Dec 2008
Burial and Ashes Placement	Complete Cemeteries Renewal Program – signage (Katoomba, Wentworth Falls, Springwood, Blackheath), grave row markers (Katoomba / Springwood), renewal works to grave sites (Springwood)	OT	\$10,000	\$0
	Implement Blackheath Cemetery Landscape works	OT	\$10,000	\$0
	Katoomba cemeteries - seating Project carried over from 2007-2008	C	\$1,340	\$1,622
Town Centre Amenity and Development	Remove / replace street trees at Medlow Bath along Great Western Highway	OT	\$30,000	\$1,800
	Pulpit Hill Subdivision Project carried over from 2007-2008	OT	\$0	\$800
	Upgrade Hazelbrook Town Centre in line with Roads and Traffic Authority Great Western Highway Upgrade	OT	\$60,000	\$0
	Complete Mt Victoria Toilets	C	\$194,464	\$87,789
	Refurbish public toilets at Blackheath Community Centre and Buttenshaw Park	OT	\$40,000	\$2,400
	Install toilet in Medlow Bath Park	OT	\$55,000	\$3,322
	Mt York Reserve Toilets Project carried over from 2007-2008	OT	\$34,113	\$34,113
	Katoomba Town Entry - round-a-bout improvement Project carried over from 2007-2008	BT	\$13,190	\$791
	Lawson Community Hall Budget carried over from 2007-2008	OT	\$127,923	\$6,530
	Lawson Golf Course Development Project carried over from 2007-2008	OT	\$30,931	\$0
	Telstra Site Car Park - Land Acquisition Project carried over from 2007-2008	OT	\$125,000	\$25,000
Telstra Site Car Park Project carried over from 2007-2008	OT	\$211,783	\$0	
Total			\$943,744	\$164,167

Note: The status of capital works projects that have been carried over from 2007-2008 is based on new targets established for 2008-2009

MAJOR PROJECTS

Service	Major Project - 2008-2009 milestones	Quarter 2 Status	Budget*	Capital Expenditure to 31 Dec 2008
Town Centre Amenity and Development	<p>Lawson Town Centre 2008-2009 Milestones:</p> <ul style="list-style-type: none"> ▪ Complete land acquisitions ▪ Commence Stage 1 design and construction works ▪ Complete local drainage project <p><i>Note: It is recommended that the budget for this project be increased from \$5,798,800 to \$6,971,873 for Trunk drainage and Adelaide Street works. The additional Capital Works expenditure is funded by the RTA.</i></p>	OT	\$6,941,873	\$2,585,042
	<p>Springwood Town Centre 2008-2009 Milestone: Develop a detailed brief outlining requirements for the Town Centre and community and civic facilities within Springwood Town Centre.</p>	OT	na	na
Total			\$6,941,873	\$2,585,042

*Budgets incorporate carryovers & Quarter 1 budget variations and recommended Quarter 2 budget variations

Project Summary

Moving Around - All Projects	Number	Percentage
Projects on target - OT	6	67%
Projects behind target - BT	2	22%
Projects that are complete - C	1	11%
Projects that will not be completed - WNC	0	0%
Projects not programmed to commence - NPC	0	0%
TOTAL	9	100%

Annual Projects 2008-2009

Service Category	Annual Project 2008-2009	Quarter 2 Status
Transport and Public Access	Complete Review of Commuter Carpark Plan 2001	OT

Capital Works Projects / Programs 2008-2009

Service	Capital Works Project / Program 2008-2009	Quarter 2 Status	Budget*	Capital Expenditure to 31 Dec 2008
Traffic	Complete Guardrail Program – Megalong Rd, Megalong; Hartley Vale Rd, Mt Victoria	OT	\$90,000	\$19,442
	Complete traffic safety pedestrian refuge at Explorers Rd, Lapstone	BT	\$70,000	\$4,200
	Improve existing pedestrian refuge at Lurline St, Katoomba	BT	\$15,000	\$900
Transport and Public Access	Civil Infrastructure Program - various (funded by Department of Transport and Regional Services) <i>Funding carried over from 2007-2008</i> Note: It is recommended that the budget for this project be increased from \$150,467 to \$257,171 to align with available grant funding.	OT	\$257,171	\$9,028
	Bridge remedial works <i>Funding carried over from 2007-2008</i>	OT	\$12,100	\$776
	Complete new cycleway – Levy St, Glenbrook shared path	OT	\$132,703	\$7,962
	Complete Road Reseal Program	OT	\$1,522,000	\$1,284,093
	Complete footpath renewals – Wentworth St, Blackheath; Station St, Katoomba; Bathurst Rd, Katoomba	C	\$170,000	\$123,544
	Total		\$2,268,974	\$1,449,945

*Budgets incorporate carryovers & Quarter 1 budget variations and recommended Quarter 2 budget variations

Note: The status of capital works projects that have been carried over from 2007-2008 is based on new targets established for 2008-2009

Town	Street	From	To	Length	Sealed Date
MT TOMAH	SKYLINE RD	BELLS LINE OF R	END	1845	
MT TOMAH	OLD BELLS LINE OF R	BELLS LINE OF R	End Of Seal	120	
MT TOMAH	Old BELLS LINE OF R	Car Park		33	
MT VICTORIA	HOOPER ST	MATHEWS RD	VICTORIA ST	133	
MT VICTORIA	MT YORK RD	CH2000	END	2515	
MT VICTORIA	VICTORIA ST	KANIMBLA VALLEY	INNES RD	187	
BLACKHEATH	PRINCE EDWARD ST	GOVETTS LEAP RD	PARK AVE	128	
BLACKHEATH	PRINCE EDWARD ST	PARK AVE	WILLS ST	300	
BLACKHEATH	CLEOPATRA ST	GOVETTS LEAP RD	CROSS ST	112	
BLACKHEATH	CONNAUGHT RD	McLAREN CRES	MOUNTBATTEN ST	71	
BLACKHEATH	CONNAUGHT RD	MOUNTBATTEN ST	HILLIER AVE	120	
BLACKHEATH	CONNAUGHT RD	HILLIER AVE	GOVETTS LEAP RD	118	
BLACKHEATH	EVANS LOOKOUT RD	GREAT WESTERN	VALLEY VIEW RD	270	19/09/2008
BLACKHEATH	EVANS LOOKOUT RD	WALL'S CAVES RD	JAMES RD	507	13/11/2008
BLACKHEATH	GORDON AVE	EOS AT 1 GORDON	BELLEVUE AVE	62	13/11/2008
BLACKHEATH	GORDON AVE	BELLEVUE AVE	MURRI ST	233	13/11/2008
BLACKHEATH	GOVETTS LEAP RD	LAKEVIEW AVE	BOREAS ST	86.2	17/09/2009
BLACKHEATH	GOVETTS LEAP RD	BOREAS ST	MEL AVE	246	18/09/2009
BLACKHEATH	HAT HILL RD	GREAT WESTERN	WENTWORTH ST	150	18/09/2008
BLACKHEATH	HAT HILL RD	WENTWORTH ST	INCONSTANT ST	140	19/09/2008
BLACKHEATH	WENTWORTH ST	EADY ST	PRINCE GEORGE	230	13/11/2008
BLACKHEATH	WENTWORTH ST	GOVETTS LEAP R	HYDORA LANE	86	
BLACKHEATH	WENTWORTH ST	HYDORA LANE	PARK AVE	35	
BLACKHEATH	MOUNTBATTEN ST	PITTENDRIGH AV	CONNAUGHT RD	146	
BLACKHEATH	SHILLINGTON ST	CLEOPATRA ST	CLARENCE RD	405	
BLACKHEATH	HILLIER AVE	PITTENDRIGH AV	CONNAUGHT RD	155	
MEDLOW BATH	RAILWAY PDE	SOMERSET ST	RUTLAND RD	140	24/10/2008
MEDLOW BATH	SHEILA ST	JEFFERSON AVE	PORTLAND AVE	135	24/10/2008
KATOOMBA	DUNMORE LANE	DUNMORE ST	MIMOSA LANE	26	17/10/2008
KATOOMBA	DUNMORE LANE	DUNMORE ST	MERRIWA ST	76	17/10/2008
KATOOMBA	DUNMORE ST	COOMONDERRY ST	CARRINGTON AVE	150	17/10/2008
KATOOMBA	GLENVIEW ST	LOVEL ST	PENALT AVE	95	24/10/2008
KATOOMBA	KANIMBLA ST	WILSON ST	GOVETT ST	175	
KATOOMBA	KATOOMBA ST	WARATAH ST	EDWARDS ST	139	22/09/2008
KATOOMBA	MAGDALA ST	WILSON ST	GOVETT ST	190	17/10/2008
KATOOMBA	OXLEY ST	BARTON ST	PARIS PDE	112	24/10/2008
KATOOMBA	VALE ST	LURLINE ST	WILLIAM ST	83	24/10/2008
KATOOMBA	VALE ST	WILLIAM ST	LYNE ST	153	24/10/2008
KATOOMBA	WARIALDA ST	LOFTUS ST	CASCADE ST	160	17/10/2008
KATOOMBA	WARWICK ST	LURLINE ST	DARLEY ST	133	17/10/2008
KATOOMBA	GLEN RD	FOURTH AVE	L15 DP5786	184	2/10/2008
KATOOMBA	MIMOSA RD	MINNI HA HA RD	SIXTH AVE	95	1/10/2008
KATOOMBA	MINNI HA HA RD	SOUTH ST	FOURTH AVE	122	1/10/2008
KATOOMBA	MINNI HA HA RD	FIFTH AVE	MIMOSA RD	220	1/10/2008
KATOOMBA	SECOND AVE	SOUTH ST	WARATAH RD	349	2/10/2008
LEURA	ALBERT ST	ISABEL ST	EASTER ST	67	2/10/2008
LEURA	CHURCHILL ST	WINSTON ST	VICTORY LNE	130	2/10/2008
LEURA	CRAIGEND ST	WASCOE ST	LEURA MALL	74	2/10/2008
LEURA	DENMAN PDE	NORWOOD ST	NAPIER ST	103	
LEURA	DENMAN PDE	NAPIER ST	DORSET ST	95	
LEURA	ISABEL ST	SPENCER ST	ALBERT ST	91	2/10/2008
LEURA	KANIMBLA ST	GOVETT ST	CLARENCE ST	170	
LEURA	KITCHENER RD	GWH	BIGGS ST	148	2/10/2008
LEURA	RAILWAY PDE	CLARENCE ST	COMMONWEALTH ST	148	2/10/2008
LEURA	RAILWAY PDE	COMMONWEALTH ST	MURRAY ST	159	2/10/2008
LEURA	RAWSON PDE	DORSET ST	DAVIES ST	370	30/09/2008
WENTWORTH FALLS	DARCY CLOSE	SANDBOX RD	END	105	29/09/2008
WENTWORTH FALLS	LAWSON VIEW PDE	HENDERSON RD	LEES RD	330	29/09/2008
WENTWORTH FALLS	LAWSON VIEW PDE	LEES RD	END	172	29/09/2008
WENTWORTH FALLS	MAWSON ST	SHORTLAND ST	SANDBOX RD	116	29/09/2008
WENTWORTH FALLS	SANDBOX ST	POR 259	DARCY CL	67	29/09/2008
WENTWORTH FALLS	SANDBOX RD	DARCY CLOSE	MAWSON ST	90	29/09/2008
WENTWORTH FALLS	SHORTLAND ST	MAWSON ST	YESTER RD	595	30/09/2008
BULLABURRA	ANDERSON AVE	END OF SEAL	SURREY ST	200	25/09/2008
LAWSON	HAY ST	WALLIS ST	Railway Pde	215	16/09/2008
LAWSON	PARK RD	LEE ST	EVANS ST	151	25/09/2008
LAWSON	PARK RD	EVANS ST	BERNARDS ST	90	25/09/2008
LAWSON	POPLAR GROVE	HUGHES AVE	ALLEN ST	130	25/09/2008
HAZELBROOK	BROOK ST	HALL PDE	GROVE ST	199	12/09/2008
HAZELBROOK	HALL PARADE	RED GUM AVE	CREST ST	149	12/09/2008
HAZELBROOK	OAKLANDS RD	LUCHETTI AVE	ORIGMA AVE	54	
HAZELBROOK	OAKLANDS RD	ORIGMA AVE	HALL PDE	180	
HAZELBROOK	WINBOURNE RD	ALEXANDER ST	PENMAN RD	643	15/09/2008
WOODFORD	WOODFORD COMMUTER CAR PARK	RAILWAY PDE	STATION	54	
FAULCONBRIDGE	MURIEL ST	GROSE RD	L14 DP6957	213	29/08/2008

Town	Street	From	To	Length	Sealed Date
SPRINGWOOD	CHARLES ST	MOORECOURT AVE	SYLVANIA AVE	114	11/09/2008
SPRINGWOOD	CHASELING AVE	BEDNAL AVE	ALDERTON AVE	233	11/09/2008
SPRINGWOOD	GEORGE ST	HOLLAND ST	PRINCE ST	251	28/08/2008
SPRINGWOOD	LINKSVIEW RD	CRAMPTON	FAIRWAY	586	10/09/2008
SPRINGWOOD	LUCINDA AVE	EASTLEA AVE	FRIPP LNE	170	12/09/2008
SPRINGWOOD	LUCINDA AVE	FRIPP LNE	BEDNAL AVE	172	12/09/2008
SPRINGWOOD	PARK RD	BONTON RD	WATTLE ST	450	11/09/2008
SPRINGWOOD	PRINCE ST	BAXTER	FRAZER	137	10/09/2008
SPRINGWOOD	PRINCE ST	FRAZER	BLAND	227	10/09/2008
SPRINGWOOD	SCRIVENER LANE	PRYOR ST	EUCALYPT RD	190	10/09/2008
SPRINGWOOD	FRIPP LANE	LUCIANDA AVE	EASTLEA AVE	54	11/09/2008
SPRINGWOOD	WATTLE ST	BONTON RD	PARK RD	108	11/09/2008
SPRINGWOOD	BAKER ST	LALOR DR	END	70	11/09/2008
WINMALEE	LINNET ST	ROBYN RD	BORONIA CRES	128	8/09/2008
WINMALEE	WALLABY GROVE	BORONIA CRES	END	101	8/09/2008
WARRIMOO	FLOREBELLA ST	ARTHUR ST	THE MALL	106	8/09/2008
WARRIMOO	FLOREBELLA ST	THE MALL	ARDILL LNE	107	8/09/2008
WARRIMOO	FLOREBELLA ST	ARDILL LNE	END	325	8/09/2008
WARRIMOO	RICKARD RD	RAILWAY PDE	CROSS ST	208	27/08/2008
MT RIVERVIEW	EMU PLAINS RD	RUSDEN RD	SCENIC CRES	119	26/08/2008
MT RIVERVIEW	EMU PLAINS RD	SCENIC CRES	GRAND VIEW DR	293	26/08/2008
MT RIVERVIEW	EMU PLAINS RD	GRAND VIEW DR	OUTLOOK AVE	55	26/08/2008
MT RIVERVIEW	RUSDEN RD	EMU PLAINS RD	END	87	8/09/2008
BLAXLAND	BADEN PLACE	GWH	END	110	8/09/2008
BLAXLAND	BARINGA ST	KOALA RD	TURNING CIRCLE	91	1/09/2008
BLAXLAND	GLENBROOK RD	OLIVET ST	HAYMET ST	276	21/08/2008
BLAXLAND	MURPHY ST	GRAHAM ST	HAYMET ST	336	2/09/2008
BLAXLAND	MURPHY ST	HUSSELBEE ST	KIDMAN ST	236	19/08/2008
BLAXLAND	VIEW ST	HOPE ST	END	168	2/09/2008
BLAXLAND	BLAXLAND COMMUTER CAR PARK	WILSON WAY	EASTWARD	60	25/08/2008
GLENBROOK	KNAPSACK ST	ZIG ZAG	NEPEAN GARDENS	176	2/09/2008
GLENBROOK	LEVY ST	BARNET ST	HILLBAR LANE	134	1/09/2008
GLENBROOK	LEVY ST	HILLBAR LANE	KENT ST	37	1/09/2008
GLENBROOK	MANN ST	WASCOE ST	SCHOOLHOUSE LAN	93	2/09/2008
LAPSTONE	GREGORY TCE	HUME RD	EXPOLORERS RD	325	1/09/2008
LAPSTONE	HUME RD	GREGORY TCE	DAWES PLACE	219	1/09/2008

Regional Roads

Town	Street	From	To	Length	Sealed Date
LEURA	SCOTT AVE	Herbet	RUSSELL RD	310	24/09/2008
LEURA	SCOTT AVE	RUSSELL RD	GLADSTONE RD	145	24/09/2008
LEURA	SCOTT AVE	GLADSTONE RD	Woodord St	71	24/09/2008
LEURA	SCOTT AVE	Woodord St	Railway Pde	96	24/09/2008

Project Summary

Working and Learning - All Projects	Number	Percentage
Projects on target - OT	6	86%
Projects behind target - BT	1	14%
Projects that are complete - C	0	0%
Projects that will not be completed - WNC	0	0%
Projects not programmed to commence - NPC	0	0%
TOTAL	7	100%

Annual Projects 2008-2009

Service Category	Annual Project 2008-2009	Quarter 2 Status
Economic Development	Pursue opportunities to advance the implementation of the Lawson Industrial Estate	OT
	Hold an Economic Development Forum and develop an economic development action plan that supports achievement of the City Vision	OT
Tourism	Review and commence implementation of Tourism Signage Policy	BT

Capital Works Projects / Programs 2008-2009

Service	Capital Works Project / Program 2008-2009	Quarter 2 Status	Budget*	Capital Expenditure to 31 Dec 2008
Tourism	Implement Katoomba Caravan Park Amenities Upgrade	OT	\$20,000	\$1,200
	Implement Blackheath Caravan Park Amenities Upgrade	OT	\$20,000	\$1,200
Total			\$40,000	\$2,400

*Budgets incorporate carryovers & Quarter 1 budget variations and recommended Quarter 2 budget variations

MAJOR PROJECTS

Service	Major Project	Quarter 2 Status	Budget*	Capital Expenditure to 31 Dec 2008
Cultural Development	Blue Mountains Cultural Centre Precinct Project ■ World Heritage Centre design and fit-out ■ Complete Stage 1 of Blue Mountains Cultural Centre public art program	OT	\$180,000	\$0
	■ Commence early site works ■ Complete design and fit-out of Blue Mountains Cultural Centre ■ Complete design and fit-out of new Katoomba Library ■ Commence work on Civic Centre and laneway connections <i>Note: It is recommended that the budget for this component of the project be decreased from \$850,000 to \$435,000 as the construction of the Civic Centre and laneway connections will not commence in the 2008-2009 financial year.</i>	OT	\$435,000	\$38,445
Total			\$615,000	\$38,445

*Budgets incorporate carryovers & Quarter 1 budget variations and recommended Quarter 2 budget variations

Budget Report by the Responsible Accounting Officer

In accordance with the Local Government Act, 1993 and the provisions of clause 9 of the Financial Management Regulation, a budget review statement and revision of estimates must be completed and submitted to the Council for formal adoption at the end of each financial quarter. This report must include details on the general financial position of the Council and if this position is regarded as unsatisfactory, also includes recommendations for remedial action.

This Report details the budget review statement to the end of December 2008 in accordance with the requirements of the legislation.

An analysis of the actual results as at December 2008 has resulted in a decrease in working capital of \$58,500 from the original 2008/2009 adopted budget, giving a revised total working capital as at 30 June 2009 of \$1,511,637.

The optimum level of working capital for the Council has previously been identified in the range of \$1.5 million to \$1.6 million, which represents the industry standard to allow for stores and the provision of hard-core debtors. Subject to the Council adopting the recommended variations, the estimated effective working capital of \$1,511,637 is at a satisfactory level.

The following reconciliation illustrates the expected Working Capital position as at 30 December 2008 review.

Actual Working Capital – 1 July, 2008	1,709,000
Original Budget 2008-2009 Forecast Improvement in Working Capital	0
Adopted Council Resolutions	0
September 2008 Review	(138,863)
December 2008 Review	(58,500)
Revised Estimated Working Capital – 30 June 2009	1,511,637
Working Capital is the net amount of uncommitted funds consisting of:	Estimated 2008-2009
Unrestricted current cash	2,387,000
Current receivables	4,700,000
Inventories	395,000
Prepayments	330,000
Payables (excluding liabilities budgeted next year 2007/08)	(6,300,000)
Cash (overdraft)	0
Total	1,512,000

The significant variations that occur in this review are summarised in the table below.

Significant variations

	Favourable	Unfavourable
Community and Corporate		
Operation of Blackheath Vacation Care program not included in original budget. The future of the program and possible outsourcing is under consideration. The unfavourable variation is \$25,000		25,000
Blue Mountains City Services		
Additional Sydney Water charges due to failed pipework at Blackheath and Glenbrook pools. The unfavourable variation is \$33,500.		33,500
Budget Variation as at Quarter 2	0	58,500
TOTAL		58,500 Unfavourable

Capital Budget Variations

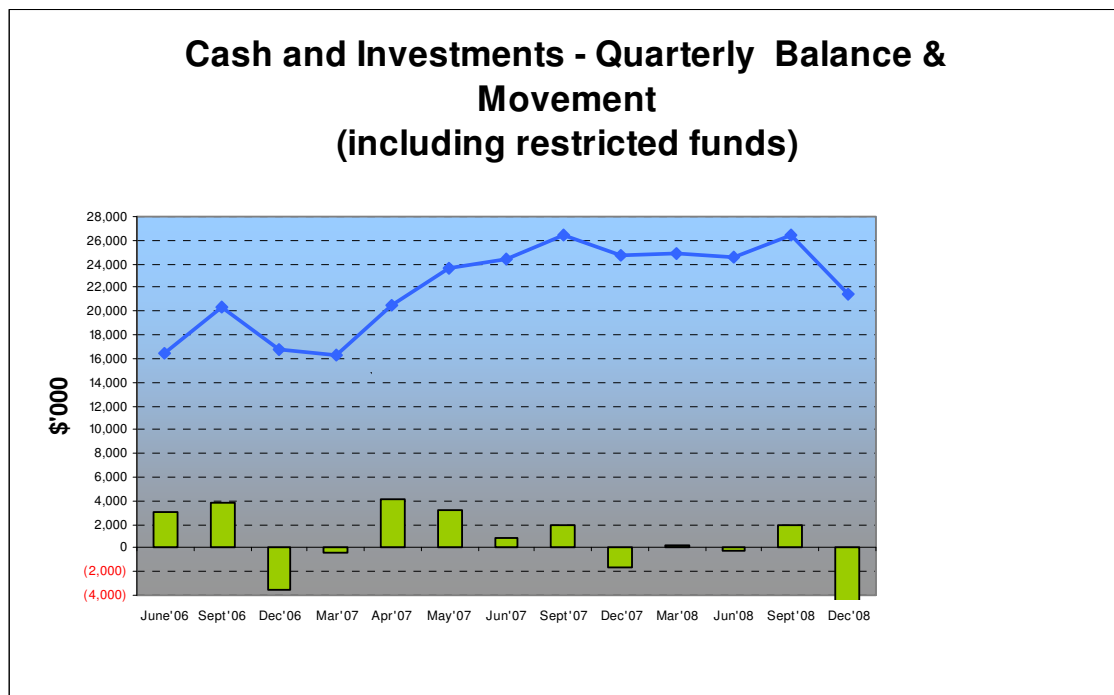
The following variations are recommended in relation to budgets related to capital projects.

Capital Projects	Recommended Variation
Civil Infrastructure Program – various (grant funded by DOTARS) - Variation to align with the current 2008-2009 available DOTARS grant funding amount.	+106,704
Lawson Town Centre Redevelopment – Additional Capital Works expenditure funded by the RTA for Trunk drainage and Adelaide Street works.	+327,488
Blue Mountains Cultural Centre Precinct Project – The construction for the Civic Centre and Laneway connections will not commence in the 2008-2009 financial year.	-484,810
Blackheath Landfill Remediation – Works delayed due to delay in commencing Cultural Centre. <i>Note: It is recommended that the funds be restricted for use in 2009-2010.</i>	-390,000

Cash Flow

To date the Council's cash position has decreased by \$3.087m from 30 June 2008.

The following are graphical representations of the Council's cash position.



Measuring the Council's Financial Performance

The following series of measures are being used to monitor and report on the Council's financial performance.

Unrestricted Working Capital

Unrestricted working capital represents the value of general funds that the Council has for liquidity purposes. The details of this are provided in the table at the beginning of this report.

Description	Target	Prior Year as at 30 Jun 2008	Result as at 31 Dec 2008
Unrestricted Working Capital – <i>unrestricted current assets less unrestricted current liabilities</i>	Maintain between \$1.5 to \$1.6 million	\$1.709 million	\$1.512 million

Operating Surplus / (Deficit)

This is a measure which shows annually, the extent to which operating revenue is or is not sufficient to meet all the Council's operating costs including depreciation. This shows if the Council is viable on a year-by-year basis, that is, if the Council is making enough money each year to cover its costs.

Description	Target	Prior Year as at 30 June 2008	Result estimated as at 30 June 2009
Operating Surplus / (Deficit) including depreciation – <i>total operating revenue less total operating expenses</i>	Reduce from (\$8.2 million) in 2007-2008 to (\$5.4 million) in 2011-2012	(\$8.2million)	To be reported 30 June 2009.

Asset Renewal Gap

This measure shows the extent to which the Council's assets are adequately maintained.

Description	Target	Prior Year as at 30 June 2008	Result estimated as at 30 June 2009
Asset Renewal Funding Gap – <i>average annual renewal expenditure estimated to required less current renewal expenditure on assets</i>	Reduce from \$5.7 million in 2007-2008 to \$2.7 million in 2011-2012 by generating an additional \$6.5 million for asset renewal	\$5.6 million	\$5.2 million

Debt Service Ratio

This is the ratio that demonstrates the cost of servicing the Council's annual debt obligations (principal and interest) with available Revenue from Ordinary Activities. A lower ratio is a positive financial indicator as it indicates a lesser call on revenues to

service debt obligations. It must be noted that the decision or ability to borrow funds and subsequently service debt, must always be made in conjunction with the Council's overall operating position.

Description	Target	Prior Year as at 30 June 2008	Result estimated as at 30 June 2009
Debt Service Ratio – the extent to which interest payments on loans is as a percentage of total revenue	Maintain below 10%	6.83%	6.81%

The Council's outstanding loan position as at 30 June 2008 was \$31.34M. At the end of December 2008 the loan position stands at \$29.91M.

As shown in Figure 1 below, total loan repayments in 2008-2009 amounts to \$5.0M. These repayments are made up of principal repayments totalling \$3.0M and interest repayments totalling \$2.0M.

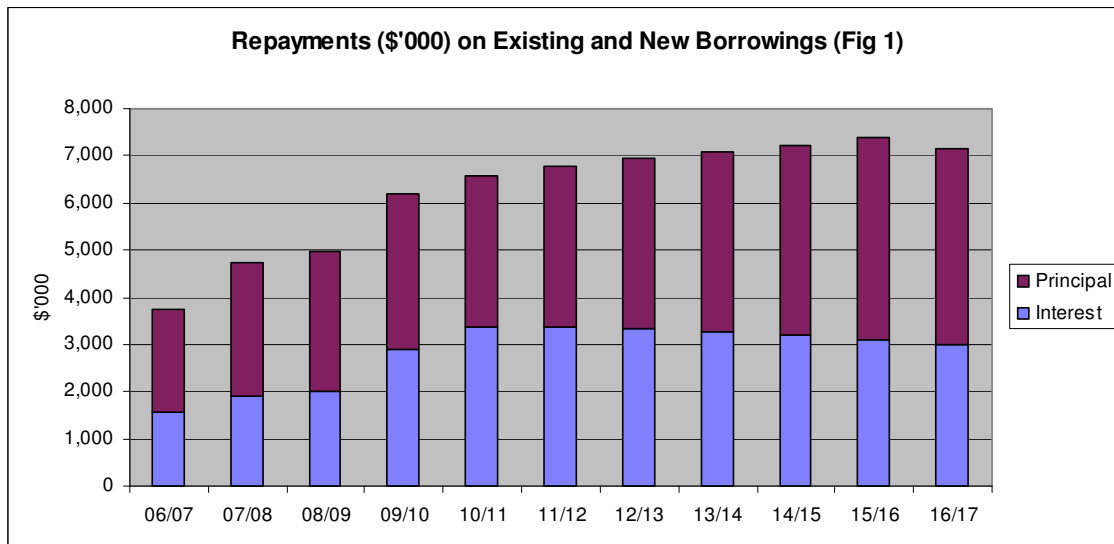


Figure 1

Figure 2 below indicates that the total loan balance will increase from \$31.4m from 30 June 2008 to \$43.0m at 30 June 2009. The new borrowings each year are \$2.45m (except in 2008/2009 \$14.6m, 2009/2010 \$9.2m and 2010/2011 \$2.7m). The total balance increases to \$39.8m by 2016/2017.

The debt service ratio will range from 7% to 8% over the 9 year period. The industry benchmark is 10% to 15%.

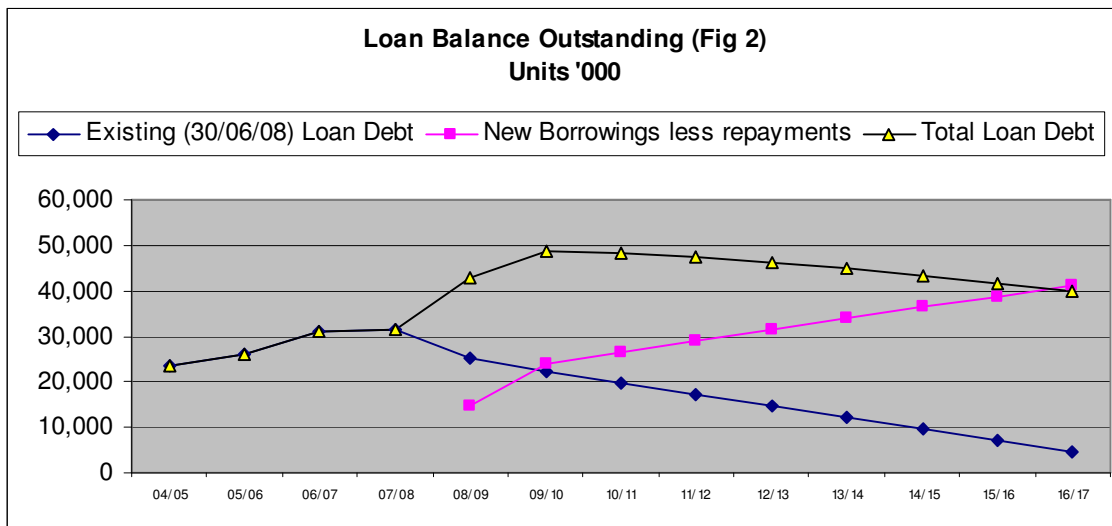


Figure 2

The figures above are in accordance with the draft Management Plan 2008/2009 and includes the latest anticipated loan funding required for the Cultural Centre, Lawson Town Centre and Waste Transfer Station projects.

Unrestricted Current Ratio

This is the ratio of current assets to current liabilities excluding externally restricted assets, external receivables and payables beyond twelve months. This measure demonstrates the ability of the Council to satisfy its financial obligations in the short term excluding the assistance of externally restricted funds such as s94 and grant monies. A higher ratio indicates a stronger financial position.

Description	Target	Prior Year as at 30 June 2008	Result estimated as at 30 June 2009
Unrestricted Current Ratio - current asset to current liabilities	Maintain at greater than 1 : 1	1.44 : 1	1.44 : 1

EXPLANATIONS OF BUDGET REVIEW DOCUMENT

Original Budget

This is the original budget for the year 2008/2009 as adopted on 24 June 2008.

Additional Votes

Works and projects (carry overs) transferred from 30 June 2008 approved by Council on 26 August 2008.

Budgets voted by Council for specific works that are additional to the original budget. September quarterly budget review variations approved 11 November 2008 (Minute 730).

Budget Adjustments (Contra)

Transfer of votes between programs which have no effect on financial position.

Revised Budget

The total of the original budget and additional votes.

Actual YTD

Actual income and expenditure as at 30 December 2008.

The budget review summaries relate to Blue Mountains City Council as a single financial entity, and as such only include payments to external parties. The separate document detailing the Capital Works Program review includes both internal payments for works being undertaken by BM City Services as well as external payments for those works being undertaken by external contractors, to show the progressive cost to the purchaser.

Annual Budget including Variations

Estimated total expenditure and income for 2008/2009 financial year if the budget variations for the September quarter are adopted.

2008/2009 December Budget Review - Summary

Overall Budget Summary	Original Budget	Additional Votes	Budget Adjustments (Contra)	Revised Budget	Annual Budget incl Variations	Variation	Actuals YTD
OPERATING BUDGET							
Looking after the Environment	(5,562,660)	(15,365)	0	(5,578,025)	(5,578,025)	0	2,571,563
Looking after People	(10,426,847)	(15,365)	0	(10,442,212)	(10,500,712)	(58,500)	(4,822,792)
Using Land for Living	(6,826,223)	(15,365)	0	(6,841,588)	(6,841,588)	0	(3,181,301)
Moving Around	(10,146,947)	(15,365)	0	(10,162,312)	(10,162,312)	0	(4,100,310)
Working and Learning	(5,823,398)	(15,368)	0	(5,838,766)	(5,838,766)	0	(2,705,519)
Non Attributable	39,608,812	(62,035)	0	39,546,777	39,546,777	0	38,595,753
TOTAL OPERATING BUDGET BALANCE	822,737	(138,863)	0	683,874	625,374	(58,500)	26,357,393
CAPITAL WORKS PROGRAM	19,837,300	1,509,939		21,347,239	20,906,621	(440,618)	5,822,574
Less - Non Revenue Funding:							
Loan Funding	14,695,763	873,328		15,569,091	14,694,281	(874,810)	1,322,000
Other Funding	4,318,800	636,611		4,955,411	5,389,603	434,192	446,225
	19,014,563	1,509,939	0	20,524,502	20,083,884	(440,618)	1,768,225
Capital Works Balance (Revenue Funded)	(822,737)	0	0	(822,737)	(822,737)	0	(4,054,349)
NET BUDGET RESULT: Surplus (Deficit)	0	(138,863)	0	(138,863)	(197,363)	(58,500)	22,303,044

2008/2009 December Budget Review - Annual Budget Comparison to Actuals

Outcome	Looking after the Environment	Looking after People	Using Land for Living	Moving Around	Working and Learning	Non Attributable	TOTAL
ADOPTED REVISED BUDGET							
Income							
Income	21,436,635	11,849,247	4,330,469	8,653,776	4,837,357	46,559,875	97,667,359
Expenditure							
Employment Costs	7,668,031	10,237,749	6,519,956	7,308,729	5,420,827	1,022,598	38,177,890
Operating Costs	17,289,685	11,043,715	3,772,607	7,110,603	4,410,175	2,266,500	45,893,285
Capital	2,056,946	1,009,996	879,496	4,396,756	845,116	3,724,000	12,912,310
							0
Sub-total(deficit)surplus	(5,578,027)	(10,442,213)	(6,841,590)	(10,162,312)	(5,838,761)	39,546,777	683,874
ACTUALS YTD							
Income							
Income	15,034,794	7,055,828	2,081,110	5,075,788	2,513,271	41,456,445	73,217,237
Expenditure							
Employment Costs	4,081,639	4,879,508	3,153,554	3,516,497	2,673,796	292,345	18,597,339
Operating Costs	7,483,528	6,164,500	1,770,801	3,841,552	2,179,650	774,592	22,214,623
Capital	898,064	834,612	338,057	1,818,050	365,344	1,793,756	6,047,882
							0
Sub-total(deficit)surplus	2,571,563	(4,822,792)	(3,181,301)	(4,100,310)	(2,705,519)	38,595,753	26,357,393
Income	6,401,841	4,793,419	2,249,359	3,577,988	2,324,086	5,103,430	24,450,122
Expenditure	14,551,430	10,412,840	5,909,648	9,639,989	5,457,328	4,152,406	50,123,641
Total Net Difference	(8,149,590)	(5,619,421)	(3,660,289)	(6,062,002)	(3,133,242)	951,024	(25,673,519)

2008/2009 December Budget Review - Budget Forecast

Principal Activity and Service Category	Original Budget	Additional Budget Adjustments Votes (Contra)		Revised Budget	Annual Budget incl Variations	Variation	Actuals YTD
Principal Activity: Looking after the Environment							
Environmental Management and Stormwater	(1,890,396)			(1,890,396)	(1,890,396)		(1,000,102)
Waste	(271,117)			(271,117)	(271,117)		5,120,988
Corporate and Support Services	(3,401,147)	(15,365)		(3,416,512)	(3,416,512)		(1,549,323)
	(5,562,660)	(15,365)	0	(5,578,025)	(5,578,025)	0	2,571,563
Principal Activity: Looking after People							
Children and Families	49,027			49,027	24,027	(25,000)	73,786
Community Development and Safety	(1,310,052)			(1,310,052)	(1,310,052)		(889,228)
Emergency Management	(781,193)			(781,193)	(781,193)		8,342
Environmental Health & Regulatory Compliance	(1,394,278)			(1,394,278)	(1,394,278)		(555,296)
Sport and Recreation	(3,458,123)			(3,458,123)	(3,491,623)	(33,500)	(1,926,624)
Corporate and Support Services	(3,532,228)	(15,365)		(3,547,593)	(3,547,593)		(1,533,773)
	(10,426,847)	(15,365)	0	(10,442,212)	(10,500,712)	(58,500)	(4,822,792)

2008/2009 December Budget Review - Budget Forecast

Outcomes	Original Budget	Additional Votes	Budget Adjustments (Contra)	Revised Budget	Annual Budget incl Variations	Variation	Actuals YTD
Principal Activity: Using Land for Living							
Cemeteries	(50,254)			(50,254)	(50,254)		3,165
Land Use Management	(1,602,233)			(1,602,233)	(1,602,233)		(940,094)
Town Centre Amenity and Development	(1,555,699)			(1,555,699)	(1,555,699)		(673,476)
Corporate and Support Services	(3,618,037)	(15,365)		(3,633,402)	(3,633,402)		(1,570,895)
	(6,826,223)	(15,365)	0	(6,841,588)	(6,841,588)	0	(3,181,301)
Principal Activity: Moving Around							
Transport and Public Access (including roads) and Traffic	(5,322,037)			(5,322,037)	(5,322,037)		(2,083,852)
Corporate and Support Services	(4,824,910)	(15,365)		(4,840,275)	(4,840,275)		(2,016,459)
	(10,146,947)	(15,365)	0	(10,162,312)	(10,162,312)	0	(4,100,310)

2008/2009 December Budget Review - Budget Forecast

Outcomes	Original Budget	Additional Votes	Budget Adjustments (Contra)	Revised Budget	Annual Budget incl Variations	Variation	Actuals YTD
Principal Activity: Working and Learning							
Cultural Development	(650,153)			(650,153)	(650,153)		(314,093)
Economic Development	(107,180)			(107,180)	(107,180)		(42,410)
Library and Information Services	(1,651,816)			(1,651,816)	(1,651,816)		(653,696)
Tourism	(110,026)			(110,026)	(110,026)		(246,514)
Corporate and Support Services	(3,304,223)	(15,368)		(3,319,591)	(3,319,591)		(1,448,806)
	(5,823,398)	(15,368)	0	(5,838,766)	(5,838,766)	0	(2,705,519)
Principal Activity: Non Attributable							
Non Attributable	39,608,812	(62,035)		39,546,777	39,546,777		38,595,753
	39,608,812	(62,035)	0	39,546,777	39,546,777	0	38,595,753

2008/2009 December Budget Review - Statement of Financial Performance (General Purpose Financial Report)

	Original Budget	Additional Votes(incl carry-overs)	Budget Adjustments (Contra)	Revised Budget	Annual Budget incl Variations	Variation	Actuals YTD
EXPENSES FROM ORDINARY ACTIVITIES							
Employee costs	37,777,973	592,598		38,370,571	38,370,571		18,555,248
Borrowing costs	2,170,791			2,170,791	2,170,791		1,012,852
Materials & Contracts	19,657,825	103,721		19,761,546	19,761,546		8,386,861
Depreciation	14,578,493			14,578,493	14,578,493		6,683,363
Other expenses from ordinary activities	8,086,202	23,251		8,109,453	8,167,953	58,500	4,588,117
TOTAL EXPENSES FROM ORDINARY ACTIVITIES	82,271,284	719,570	-	82,990,854	83,049,354	58,500	39,226,441
REVENUE FROM ORDINARY ACTIVITIES							
Rates & Annual Charges	45,413,388		260,546	45,673,934	45,673,934		45,594,286
User Charges & Fees	12,739,360			12,739,360	12,739,360		5,949,519
Interest	1,474,250			1,474,250	1,474,250		841,962
Other revenues	3,825,063	50,144		3,875,207	3,875,207		2,356,521
Grants & Contributions provided for non-capital purposes	11,034,769	271,067		11,305,836	11,305,836		6,856,450
Gain from the sale of assets	589,636			589,636	589,636		154,283
REVENUES FROM ORDINARY ACTIVITIES BEFORE CAPITAL AMOUNTS	75,076,466	321,211	260,546	75,658,223	75,658,223	-	61,753,021
SURPLUS / (DEFICIT) FROM ORDINARY ACTIVITIES BEFORE CAPITAL AMOUNTS	(7,194,818)	(398,359)	260,546	(7,332,631)	(7,391,131)	(58,500)	22,526,580
Grants & Contributions provided for capital purposes	4,318,800			4,318,800	4,318,800		1,446,123
SURPLUS / (DEFICIT) FROM ORDINARY ACTIVITIES AFTER CAPITAL AMOUNTS	(2,876,018)	(398,359)	260,546	(3,013,831)	(3,072,331)	(58,500)	23,972,703
Statement of Financial Position (Movements for Year)							
Movements in Restricted Assets - Transfer from	15,277,014	259,496	(260,546)	15,275,964	14,835,346	(440,618)	7,637,982
Sale of Assets	2,409,864			2,409,864	2,409,864		1,217,320
Capital Acquisitions	26,270,853			26,270,853	25,830,235	(440,618)	8,835,391
Loan/Lease Repayments	3,118,500			3,118,500	3,118,500		1,423,116
Non Cash Budget for Depreciation	14,578,493			14,578,493	14,578,493		6,683,363
NET BUDGET AFTER MOVEMENTS IN ASSETS & LIABILITIES	-	(138,863)	-	(138,863)	(197,363)	(58,500)	29,252,861

2008/2009 December Budget Review - Group Report

	Actuals	Original Budget	% of Original Budget	Adopted Revised Budget	% of Revised Budget
BM City Services					
CAPITAL	3,331,052	7,761,901		7,767,360	43%
EMPLOYMENT	10,108,888	19,992,143	51%	19,876,217	51%
INCOME	-12,595,017	-24,496,921	51%	-24,674,253	51%
OPERATING	8,604,780	15,456,628	56%	15,654,123	55%
Total	9,449,703	18,713,751	50%	18,623,447	51%
Central Accounting					
CAPITAL	1,793,756	3,724,000	48%	3,852,236	47%
EMPLOYMENT	292,517	430,000	68%	719,458	41%
INCOME	-41,471,153	-46,029,312	90%	-46,435,812	89%
OPERATING	775,135	2,266,500	34%	2,129,500	36%
Total	-38,609,745	-39,608,812	97%	-39,734,618	97%
Community and Corporate (excluding Capital Works Program)					
CAPITAL	727,429	608,916	119%	1,058,520	69%
EMPLOYMENT	4,200,432	8,511,078	49%	8,783,920	48%
INCOME	-17,363,045	-22,910,166	76%	-24,222,432	72%
OPERATING	10,814,783	23,841,529	45%	24,786,317	44%
Total	-1,620,401	10,051,357	-16%	10,406,325	-16%
Executive Services					
CAPITAL	30,000	103,200	29%	103,200	29%
EMPLOYMENT	450,296	969,806	46%	969,806	46%
INCOME	- 160,678			- 198,999	81%
OPERATING	622,089	813,884	76%	1,012,883	61%
Total	941,707	1,886,890	50%	1,886,890	50%
Environment & Customer Services					
CAPITAL	165,645	714,292	23%	714,292	23%
EMPLOYMENT	3,545,206	7,576,265	47%	7,576,265	47%
INCOME	-1,642,052	-3,514,258	47%	-3,514,258	47%
OPERATING	1,397,836	3,357,778	42%	3,357,778	42%
Total	3,466,635	8,134,077	43%	8,134,077	43%
TOTAL	-26,372,101	-822,737		-683,879	

Details of Movements & Utilisation of Restricted Cash Assets & Investments

Restrictions	Budgeted Movements 2008/2009			
	Opening Balance 30 June 2008 \$'000	Transfers to Restriction \$'000	Transfers from Restriction \$'000	Closing Balance 30 June 2009 \$'000
External				
Unexpended Loans	2,971		2,971	0
RTA Contributions	3,761		3,761	0
Specific Purpose Unexpended Grants	2,323			2,323
Other	198			198
Developer Contributions	1,128		198	930
Domestic Waste Management	435		34	401
Special Rates	30	26		56
Total External Restrictions	10,846	26	6,964	3,908
Internal				
Employee Leave Entitlements	1,684			1,684
Internal Borrowings from Restricted Assets	(252)	82		(170)
Replacement of Plant & Vehicles	1,171		375	796
Sinking Funds	69			69
Elections	305		117	188
Waste Bins	750			750
Tip Improvements	347		115	232
Property Investment Fund	732	236		968
Asset Investment Fund	400			400
Pay & Display Echo Point	532	2		534
Katoomba Civic Centre/Cultural Centre	1,375		70	1,305
Family Day Care	266		33	233
Loan Repayments	1,258			1,258
Environmental Levy	1,462		154	1,308
Superannuation (cessation super contrib)	380		380	0
Workers Compensation Insurance	160		160	0
Operational Improvements	38	94		132
Sustainable Asset Maintenance	128		128	0
Floodplain Risk Mngt Study & Plan	40			40
Other	780	12		792
Works Carried Forward (from June 2008)	594		594	0
Asset Renewal & Maintenance(\$6.5m)	200	115		315
Unfunded Reserves - Investment				
Downward Revaluations	(2,503)	500		(2,003)
Total Internal Restrictions	9,916	1,041	2,126	8,831
Total Restrictions	20,762	1,067	9,090	12,739